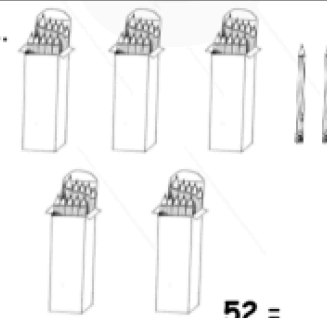

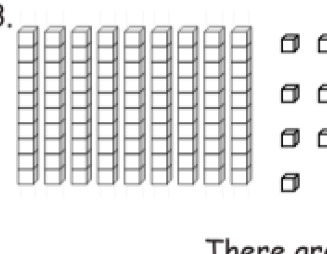
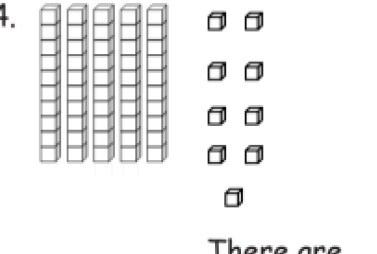
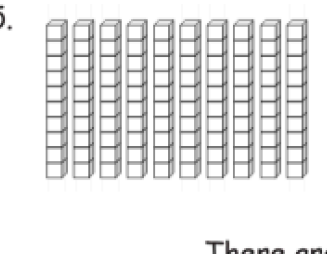
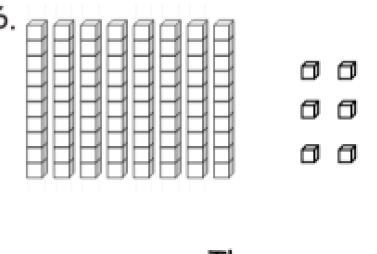

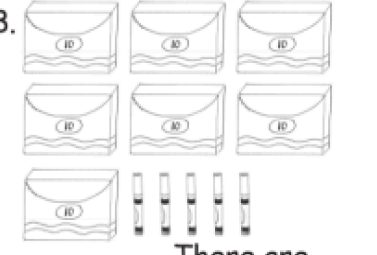


Grade 1 homework 11/3-11/7

Name: _____

Monday 11/3: Spelling: Spelling homework in **green notebook**. Write words 1-4 3x each. **Reading-** Students should be reading (or read to) for at least 15 minutes daily to strengthen reading skills. (Reading log on last page) **Science:** Weather HW for the week on second to last page.

Math:

<p>1. </p> <p>52 = ____ ten ____ ones</p> <table border="1" data-bbox="617 609 812 777"> <thead> <tr> <th>tens</th> <th>ones</th> </tr> </thead> <tbody> <tr> <td> </td> <td> </td> </tr> </tbody> </table>	tens	ones			<p>2. </p> <p>____ = ____ ten ____ ones</p> <table border="1" data-bbox="1234 609 1421 777"> <thead> <tr> <th>tens</th> <th>ones</th> </tr> </thead> <tbody> <tr> <td> </td> <td> </td> </tr> </tbody> </table>	tens	ones		
tens	ones								
tens	ones								
<p>3. </p> <p>There are ____ cubes.</p> <table border="1" data-bbox="617 945 812 1113"> <thead> <tr> <th>tens</th> <th>ones</th> </tr> </thead> <tbody> <tr> <td> </td> <td> </td> </tr> </tbody> </table>	tens	ones			<p>4. </p> <p>There are ____ cubes.</p> <table border="1" data-bbox="1234 945 1421 1113"> <thead> <tr> <th>tens</th> <th>ones</th> </tr> </thead> <tbody> <tr> <td> </td> <td> </td> </tr> </tbody> </table>	tens	ones		
tens	ones								
tens	ones								
<p>5. </p> <p>There are ____ cubes.</p> <table border="1" data-bbox="617 1239 812 1407"> <thead> <tr> <th>tens</th> <th>ones</th> </tr> </thead> <tbody> <tr> <td> </td> <td> </td> </tr> </tbody> </table>	tens	ones			<p>6. </p> <p>There are ____ cubes.</p> <table border="1" data-bbox="1234 1239 1421 1407"> <thead> <tr> <th>tens</th> <th>ones</th> </tr> </thead> <tbody> <tr> <td> </td> <td> </td> </tr> </tbody> </table>	tens	ones		
tens	ones								
tens	ones								
<p>7. </p> <p>There are ____ carrots.</p> <table border="1" data-bbox="617 1533 812 1701"> <thead> <tr> <th>tens</th> <th>ones</th> </tr> </thead> <tbody> <tr> <td> </td> <td> </td> </tr> </tbody> </table>	tens	ones			<p>8. </p> <p>There are ____ markers.</p> <table border="1" data-bbox="1234 1533 1421 1701"> <thead> <tr> <th>tens</th> <th>ones</th> </tr> </thead> <tbody> <tr> <td> </td> <td> </td> </tr> </tbody> </table>	tens	ones		
tens	ones								
tens	ones								

ELA:

FIRST GRADE • DAILY SIGHT WORDS

Name: _____

NOVEMBER WEEK 1 MONDAY



and


look

★ CIRCLE each **and** with (YELLOW)

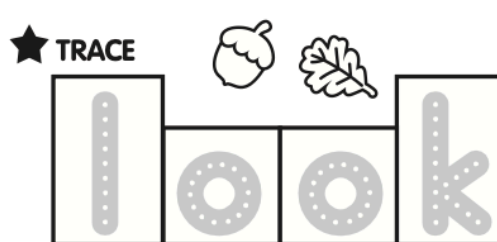
★ CIRCLE each **look** with (GREEN)

and	look
at	am
look	come
am	and

come	at
look	am
and	at
come	look



★ WRITE



★ WRITE

Tuesday 11/4: Spelling words 5-7 3x each in **green notebook**.

Math:

Write the expanded form for each box. Write the total number inside the smaller box.

1 tens + 4 ones

_____ + _____

total

3 tens + 8 ones

_____ + _____

total

2 tens + 7 ones

_____ + _____

total

1 tens + 9 ones

_____ + _____

total

4 tens + 2 ones

_____ + _____

total

5 tens + 3 ones

_____ + _____

total

ELA:

NOVEMBER SIGHT WORDS



★ COLOR

and

★ CIRCLE each **and**.

look and at am
and at look am
at look come and



★ TRACE

and and and and

★ WRITE

and

★ Write the sentence in the box.



I eat turkey and pie.



A large empty rectangular box for writing the sentence.

Wednesday 11/5: Spelling words 1-4 3x each in **green notebook** in a colored pencil or colorful pen. **ELA:**

are

Trace the word and say it aloud:

are are are are are


Write the word:

Complete the sentence with the word:

You ____ my friend.


Grab a crayon and color the boxes with the word!

a	am	are
at	are	am
are	am	and
and	are	at
are	a	are




You **are** my friend. I will love you til the end!

are



Write a sentence using the word and draw a picture above!



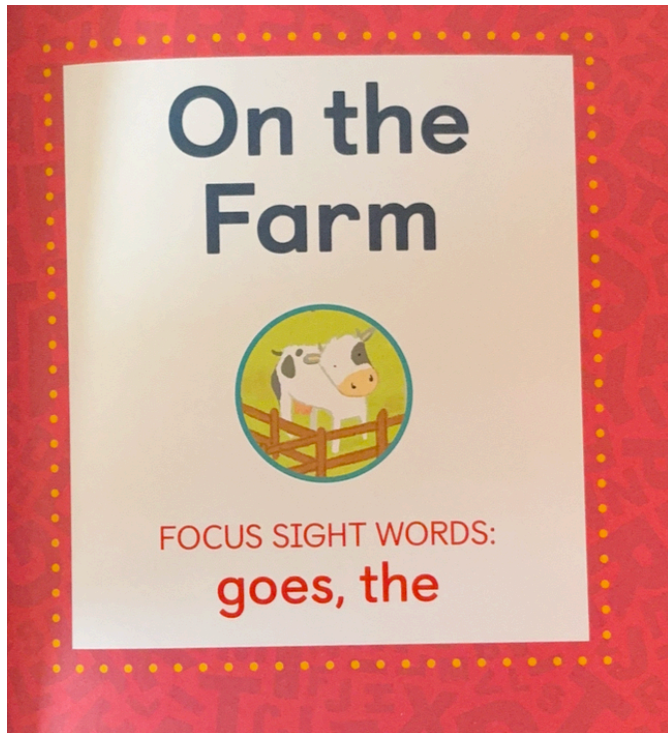


Remember that a sentence begins with a capital letter and ends with a period!



Thursday 11/6: Spelling words 5-7 3x each in a colored pencil or colored pen.

ELA/Reading:



Activity Time

Say the word. Then, trace the word.

goes goes goes

goes goes goes

goes goes goes

Say the word. Then, trace the word.

the the the the

the the the the

the the the the

Activity Time

Find the word **goes**. Draw a line under each one.

Find the word **the**. Circle each one.

goes *that* **of**
the was
on the it
for to on
at it on
goes was
on **at**
her the goes
the of on

Name: _____



★ LOOK outside once a day for a week. Each day, **WRITE** the weather word and **DRAW** a picture to match.



THIS WEEK'S WEATHER OBSERVATION



MONDAY

TUESDAY

WEDNESDAY

THURSDAY

FRIDAY



WORD BANK

- sunny cloudy rainy foggy stormy snowy windy

Week of _____

Weekly Reading Log

***Please fill out every night and turn it in on Friday**

Date	Book Title	Minutes Read	Parent Signature
Monday	<hr/> <hr/>	<hr/>	<hr/>
Tuesday	<hr/> <hr/>	<hr/>	<hr/>
Wednesday	<hr/> <hr/>	<hr/>	<hr/>
Thursday	<hr/> <hr/>	<hr/>	<hr/>